



**NEXT
GENERATION
LEARNING**

**Here's how...
to share the success**
of Next Generation Learning
in school

$$2a + b = 21$$

$$a + b = 15$$

$$5p + q = 100$$

$$2p - q = 30$$

$$2x + 3y = 10$$

$$2x + y$$

This pack suggests a variety of simple ways for you to:

- get more involved in your child's learning
- engage more with their school
- help Next Generation Learning become a reality for every child.

The choice is yours. Try what suits you.

Pass it on

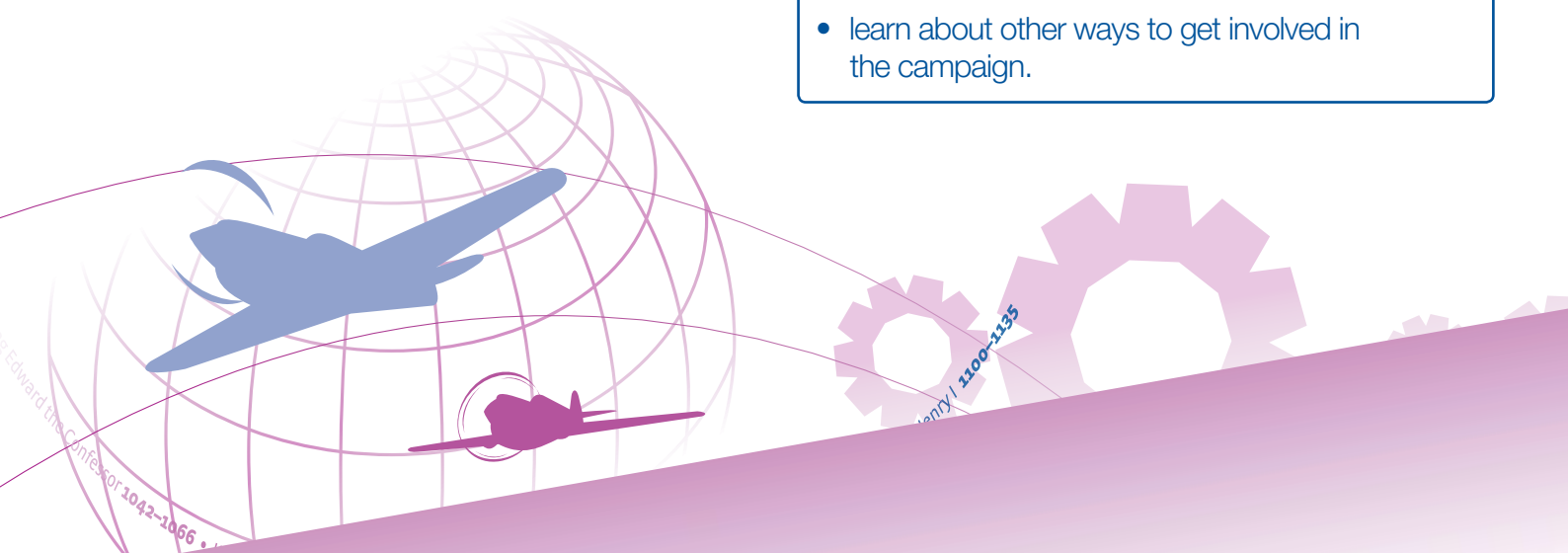
If you believe your child's school is an excellent example of Next Generation Learning in practice, pass on the good news – tell your friends or tell us!

Get involved



Visit www.nextgenerationlearning.org.uk and click on the 'Get involved' button to:

- find out how to share your stories and
- learn about other ways to get involved in the campaign.





NEXT
GENERATION
LEARNING

Experience the
**future of
learning
today**



nextgenerationlearning.org.uk

$2a + b = 21$

$a + b = 15$

$5p + q = 100$

$2p - q = -30$

$2(x + 3) = 10$

$2x + 7 = 14$

Guten tag

Buenos días

Buongiorno

Bonjour

Roald Dahl

A. Milne

J.K. Rowling

Beatrix Potter

Enid Blyton

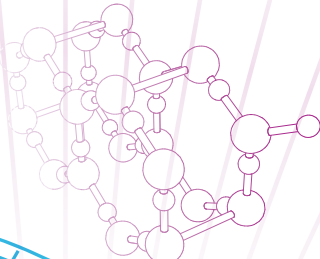
Jacqueline Wilson

Philip Pullman

David Almond

Neil Gaiman

Roald Dahl



**Children who use
technology to support
their learning achieve
more than those
who do not.**



Children today are increasingly using technology in school and at home. This guide will help you understand the benefits of technology in learning by explaining:

▶ What Next Generation Learning is all about

▶ Why learning with technology is a good thing

▶ How using technology at school supports learning

▶ Why using technology at home supports learning

▶ How to get Next Generation Learning

▶ Where to go for useful information

What is Next Generation Learning?

Children are growing up in a technological age and are likely to be more comfortable with technology than most adults.

Whether they're sending a text message, surfing the web or using an interactive whiteboard in school, the daily use of technology is second nature to many children by the time they reach secondary school.

Technology is playing an increasingly important role in everyday life. It's part of our home lives, it's used for entertainment and communicating, and to help with our shopping, banking and holidays.

Technology is also playing an increasingly important part of your child's everyday life at school – Information and Communications Technology (ICT) is taught as part of the national curriculum and technology is also key to supporting learning across all other subject areas.

This is good news. Technology offers enormous opportunities for your child's education. In fact, research shows that children with access to technology at school and in the home have a greater chance of achieving better grades and ultimately finding a good job.

Find out more



nextgenerationlearning.org.uk

Read on to find out how you, as a parent or carer, can make the most of the opportunities that technology has to offer in supporting your child's learning, or visit our website at: nextgenerationlearning.org.uk



Why is learning with technology a good thing?

Whether your child is using a PC, a laptop, a digital camera/camcorder or a mobile phone connected to the internet, using technology is an exciting way to learn. It helps children to question and learn things for themselves. It also enables them to gather and share information and experiences. And that's not all...

- ~ it can help improve learning and achievement in all areas
- ~ children enjoy technology and are more engaged in their learning because it's both motivational and fun
- ~ it helps children to be more creative and independent in their learning
- ~ it can improve their speaking, listening, reading and writing skills
- ~ it helps parents, carers and schools to keep in touch and work together to support children's learning.

Prove it!



nextgenerationlearning.org.uk

Making learning fun and exciting is one thing, but how can you be sure that it makes a difference to how well your child does at school? Will it help them to achieve more, move into further education or assist in their future career?

Quite simply, the answer is yes!

RESEARCH SHOWS:

1 schools that use technology across the curriculum and wider school life have reduced absence rates and achieved a higher percentage of A*– C grades at GCSE

2 pupils studying Key Stage 2 Maths, Science and English in schools which make the best use of ICT improve at twice the rate of the national average

3 when young people use technology to support their learning at home they do better in national tests.

What about at school?

Computers and internet access are obvious examples of technology in schools. But even from the age of five your child could be getting to grips with interactive whiteboards, digital video cameras, multimedia presentations and online blogs! The good news is that the number of technology resources are now at record levels in schools throughout England.

WHAT CAN YOUR CHILD EXPECT?

Far from the traditional idea of a separate 'Computer suite', most schools now at least offer:

Mobile technologies:

Anytime, anywhere learning is here. As devices like laptops and personal digital assistants (PDAs) become more affordable, the way young people learn is changing – the technology is now on hand when needed.

Interactive whiteboards:

Blackboard and chalk is in the past. Today, over 95% of UK schools have interactive whiteboards, making learning more engaging, effective and much more fun.

Learning platforms:

A growing number of schools can now offer what is called a 'learning platform'. These learning platforms provide real benefits to pupils, such as allowing them to:

- ~ access learning material outside the classroom
- ~ submit homework and assignments for marking and assessments
- ~ store work and notes in their own personal learning space
- ~ take part in live discussions with other pupils and teachers.

WHAT CAN YOU EXPECT?

1 To stay up to date with your child's learning in the curriculum.

3 To view reports, attendance records and grades.

2 To keep track of homework assignments.

4 To keep in touch with teachers, tutors and other school staff.

Ask your school what they have available and what their plans are for developing their learning platform in the future.

DID YOU KNOW?

All primary and secondary schools now provide internet access to pupils.

What about at home?

Research clearly shows that the single most important factor behind educational achievement is getting parents and carers involved in their children's learning.

The great news is that technology is making this easier than ever.

JUST LOOK AT WHAT IT OFFERS

- 1 Allows children to learn in the way that suits them best.
- 2 Supports their homework and revision.
- 3 Helps you to build on what they're learning at school from home.
- 4 Children can explore their creativity and develop questioning minds.
- 5 Makes learning more inspiring for all.

How involved are you?



nextgenerationlearning.org.uk

Isambard Kingdom Brunel, Robert Stephenson, Thomas Telford, Richard Trevithick, James Watt

King Edward the Confessor 1042-1066 • King Harold 1066 • King William I the Conqueror 1066-1087 • King William II Rufus 1087-1100 • King Henry I 1100-1135

Arabic numerals: 0, 1, 2, 3, 4, 5, 6, 7, 8, 9

Coats of arms: Fleur-de-lis, Cross, Star, Crescent, Wheel

Architectural elements: Columns, Temple

Aviation icons: Airplane, Propeller

Stay safe online

Using the internet opens up exciting new opportunities for learning. Whatever your child is interested in doing – researching a school project, chatting with friends or playing a game – they're likely to surf the web more often as they grow up.

Here are some simple things you can do to help them get the best from online learning.

- ~ Talk to your children about how they use the internet – take an interest in what they are doing, ask them questions, find out who they're talking to online and why.
- ~ Find out what parental controls are available on your web browser and discuss them with your child. Outline the boundaries without being too heavy handed and always focus on the positives.
- ~ Look at other options to prevent inappropriate content being accessed, such as filtering and monitoring software.
- ~ Get up to speed with your school's Acceptable Use Policy and find out what sanctions apply if the rules are broken. If appropriate, you could try to adopt some of these at home.
- ~ Make sure your home computer is located somewhere where the whole family can use it.



WANT TO FIND OUT MORE?

Find out about some things to be aware of by visiting these websites:

www.childnet-int.org
www.thinkuknow.co.uk
www.bbc.co.uk/parenting
www.direct.gov.uk

You can also educate yourself about how to use the internet. For example, why not make use of your local public library? They can tell you about simple but useful skills, such as advanced internet searching which will help you find the right information quickly.

You can ask your school if they run parent workshops on how to use technology to support learning.

Are you getting Next Generation Learning?

As a parent or carer, you are a key partner in your child's learning. And there's a lot you can do to ensure your child benefits from technology in your home or at school.

Just follow these five steps:

1 Get to grips with technology

Find out more about technology and make sure you have a good understanding of how to use a computer and browse the internet safely.

Once you know more, you'll feel more confident about helping your child safely enjoy the benefits of technology at home and at school.

2 Get connected at home

With the right equipment, internet access and your support, your child can access learning materials from home via their school's website or learning platform and enjoy a wide range of web-based resources and activities. A computer with internet access offers real advantages for children – especially when you use it together.

Get involved



nextgenerationlearning.org.uk

Je m'appelle Claudio. À quelle heure part le train ? Où est le guichet ? Je voudrais un verre d'eau.

Guten tag Buenos días Buongiorno Bonjour



3 Encourage your child as much as possible

Remember that research shows that key to your child achieving their potential is you getting involved in their learning. Here are some easy things to do:

- ~ Discuss a wide range of topics. Research them together on the internet.
- ~ Ask your child to present what they have found using a variety of computer programs. These could be presentation technologies, word processing,

and could even include pictures or video.

- ~ Talk to your school about practice websites that they recommend. Work through some of these with your child.
- ~ You can even access test papers online which you can work through together.

4 Talk to your school

- ~ Ask your teacher how they use technology to support learning in the classroom.
- ~ School governors have a strong say in the standards and quality of education that the school achieves. They should have a good idea of the school's policy on using technology. Don't be afraid to ask questions to find out about their vision for how technology should be used.

Get involved

 nextgenerationlearning.org.uk

5 Go to the Next Generation Learning website

LOOK OUT FOR THE ICT MARK

The ICT Mark is a national accreditation scheme whereby schools are assessed and recognised for making effective use of technology that is having a positive impact on children's learning.

Over 1,000 schools have been awarded the ICT Mark and many more are working towards it. To find out if your child's school has been assessed in the last three years or to look for other schools with an ICT Mark near you, visit:

nextgenerationlearning.org.uk



There's a lot you can do to get closer to Next Generation Learning. You'll find additional information and guidance, including some great examples of what schools are doing, visit: nextgenerationlearning.org.uk

95% of teachers believe that the use of technology is having a positive impact on standards in schools and colleges. See if you agree, visit:



Initiated by

Becta leading
next generation
learning

Technology makes learning more enjoyable!

Having access to a computer at school or at home makes learning more enjoyable. It gives children access to a wide range of mixed-media learning resources. Understanding how something works through the internet, a video, online game, animation or even a podcast are all alternatives to a textbook and can be interactive and more memorable!

Use this guide to take a step closer to the future of learning today with Next Generation Learning.

 nextgenerationlearning.org.uk

© Copyright Becta 2008

You may reproduce this material, free of charge, in any format or medium without specific permission, provided you are not reproducing it for financial or material gain. You must reproduce the material accurately and not use it in a misleading context. If you are republishing the material or issuing it to others, you must acknowledge its source, copyright status and date of publication. While great care has been taken to ensure that the information in this publication is accurate at the time of publication, we accept no responsibility for any errors or omissions. Where a specific product is referred to in this publication, no recommendation or endorsement of that product by Becta is intended, nor should it be inferred.

www.becta.org.uk

**NEXT
GENERATION
LEARNING**

**Here's how...
learning is changing**
Discover how technology can
transform learning



$$2a + b = 21$$

$$a + b = 15$$

$$5p + q = 10$$

$$2p - q = 30$$

$$2x + 3y = 10$$


$$2x + 11y = 10$$

J.K. Rowling, Beatrix Potter, Michael Rosen,
Jacqueline Wilson, Philip Pullman, David Almond,
A. Milne


Would you believe it?

We asked parents and carers to tell us what they think about using technology for learning.


95% think it can help their child learn




78% think it can bring subjects to life




77% think it can help their child with difficult subjects



68% think it can help improve exam results



66% think use of technology is important when choosing a school



What do you think?

Read through this leaflet and see whether you agree.

Seeing is believing

Research shows that children who use technology to support their learning:

- are more motivated and engaged
- perform better in national tests
- are more likely to stay in education post-16.

This leaflet gives you an inkling of the possibilities effective use of technology brings.

To get a better idea, visit:



where you can view videos and see for yourself how well technology can be used in practice.



Not like it used to be

Technology is dramatically changing the way teachers teach and learners learn. Next Generation Learning prepares children for the changes technology brings to society and the workplace.

Not so long ago...

- ▶ The teacher delivered the facts writing on the board, then erasing it and assigned work from a text book or copied worksheets.
- ▶ Pupils took it in turns to use a computer for 'writing up in neat' or playing a game as a reward.
- ▶ Homework practised what was taught in class using a worksheet or exercise book which the teacher marked by hand.

Learning today typically involves...

- ▶ An interactive introduction from the teacher on an electronic whiteboard used for creating, storing and presenting interactive resources.
- ▶ Pupils researching topics using the internet or educational software on the school network, and recording their work on laptops, digital cameras or MP3 players.
- ▶ Completing homework via the school's 'learning platform' allowing them secure access to online discussions, learning materials and their class work – from anywhere.

Traditional skills are still key

If you've heard or read that using technology leads to a lack of originality, resulting in a 'cut and paste' generation, you may have concerns about your children doing their school or homework using a computer and the internet. **Do you?**

The truth is, 'traditional skills' such as finding out information, using a library or researching for school work still form a key part of the curriculum.

Technology can enhance these traditional skills by:

- opening up a wealth of knowledge
- stimulating the imagination
- fostering creativity
- preparing children for life and work in the 21st century.

Good teaching and homework

Good teachers know how to structure homework to reduce the chances of cut and paste plagiarism or the use of software that attempts to summarise text at the touch of a button.

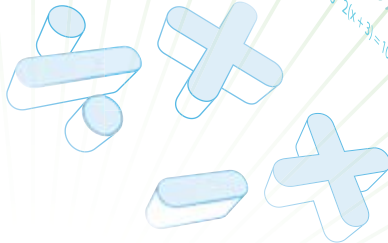
I've got to show that I've used different sources. And give my opinion on them.

Who is my audience? Is this the best way of presenting my ideas to them?

I'm going to have to talk about this in class and be asked questions...

What is 5 less than 9? What is 3 plus 7? What do you take away from 8 to leave 6?

$$2a + b = 21 \quad a + b = 15 \quad 5p + q = 100 \quad 2p - q = -30 \quad 2(k+3) = 10 \quad z = 11x$$



Right-angled triangle, Equilateral triangle, Isosceles triangle

Strong on safety

As a parent or carer you want to make sure your children are as safe as can be – wherever they are, whatever they are doing. That includes their use of digital technology.

There are several ways to help keep your children safer online, including:

- Firewalls
- Parental controls
- Search settings

All of these help. But do you know what the most important safety feature is?

Talking to your children about safer and more responsible use of technology.

Start a conversation

Next Generation Learning has put together a range of materials to help you start the e-safety conversation.

They will set you off on a journey of joint discovery, resulting in both you and your child becoming more informed and confident.

- Look out for the e-safety card in this pack.
- Check out the Know IT All CD too.
- Try out the e-safety quiz at

 nextgenerationlearning.org.uk

Learning together

FACT: Getting involved in your children's learning at home has huge benefits for their studies in school.

On the cards

Look out for the 'Here's how to' cards in this pack. These will help you guide your children on safer, more responsible and more educational use of the internet.

On the web

The website has more information, ideas and inspirational case studies showing you what's possible. Learn more at:

 nextgenerationlearning.org.uk

Initiated by

Becta leading
next generation
learning

© Copyright Becta 2009

You may reproduce this material, free of charge, in any format or medium without specific permission, provided you are not reproducing it for financial or material gain. You must reproduce the material accurately and not use it in a misleading context. If you are republishing the material or issuing it to others, you must acknowledge its source, copyright status and date of publication.

While great care has been taken to ensure that the information in this publication is accurate at the time of publication, we accept no responsibility for any errors or omissions. Where a specific product is referred to in this publication, no recommendation or endorsement of that product by Becta is intended, nor should it be inferred.

Becta is the government agency for technology and learning.

www.becta.org.uk



Here's how... to help your child use the internet responsibly

Being safe online and behaving responsibly are important aspects of using the internet effectively. Your children may seem ultra-confident with using technology, but there's still a lot that you can teach them.

Understand what actions you can take and what your child needs to learn.
Remember: protect, educate and empower! Get started with the ideas overleaf...

Get wise – talk to your children!

If you're unsure just how all this technology works, get your kids to show you!

Talk to them about what they do online, why they find it so exciting and what they use it for.

Get familiar with how your computer works and look to see what's online. Try surfing the net, searching a topic and having a peak at a social networking site e.g. Bebo or Facebook. This is a great time to explore online with your child.

Start by being safe

Talk to your children about the importance of being responsible and safe online. Remind them that the online world is an extension of the real world and they shouldn't behave any differently.

Familiarise yourself with the parental controls, look at the history files on your web browser and talk to your children about what they see and do.

Remember this is about parenting, not about knowing the ins and outs of various technologies.

Set ground rules

Make sure your family has some clear do's and don'ts when using the internet. Set boundaries and time limits and encourage good behaviour online – e.g.

- no cyberbullying
- no sharing of personal information
- no arranging to meet strangers.



Guard private information

Keep your family information private, think before you share information online and explain why this is important to your child.

Remember that once something goes public, it can be extremely difficult to undo it.

Report abuse

As well as raising awareness about staying safe and behaving responsibly, you also need to be ready to act if your child feels uncomfortable with anything they experience online. Give them ways of letting you or another trusted adult know if they are having a problem. Ensure they know about the 'report abuse' button on the sites they visit, what other steps they can take to block unwanted messages or what to do if they discover a site that makes them feel uncomfortable.

Report abuse via:
www.thinkuknow.co.uk

Find more useful parental information online:

www.Direct.gov.uk
www.childnet-int.org/kia/parents
www.thinkuknow.co.uk/parents/
www.parentscentre.gov.uk/usingcomputersandtheinternet
www.bbc.co.uk/cbbc/help/safesurfing



Here's how... to teach your child to use online content responsibly

The internet offers unlimited resources to support your child's learning – from written information to images to music. It is important, however, that they understand how to use the content they find responsibly.

Work through the ideas on this card to talk about using online content for school work and leisure...

Doing homework

Discuss why copying and pasting other people's work off the internet is:

- a) tempting
- b) wrong.

Talk about the difference between research and copying off websites.

Do together:

- Take a page that interests you from the internet
- Rewrite it in your own words and state where you got the information or ideas.

Picture this

Ask your child to show you how to copy and paste an image from the internet to illustrate a piece of class work.

Have a go yourself.

Do together:

- Go back to the page where you found the image
- What does it say about using the images ('copyright')?
- If in doubt, discuss what you should do.

Downloading and sharing

Find out what your child's attitude is towards:

- downloading music, movies images etc.
- sharing stuff with friends without paying for it.

Do together:

- Discuss why shoplifting or receiving stolen goods is wrong
- Ask your child to compare this with illegal downloading/sharing.





Here's how to search smartly for information

With literally billions of pages of information, the internet can sometimes appear overwhelming. So it's important to help your children understand how best to find the information they want so they don't waste time or become frustrated.

Everyone in the family can improve their online searching skills. Try out the top tips overleaf.
Or pop into a local library or a UK online centre to ask for help in improving your skills...

1. Got an address? Use it!

Save yourself lots of time. If you have the address of a specific site you want to visit, type it in carefully in the address bar. Your children's school may have a list of recommended sites – just ask.

2. Choose a search engine

The three most popular are:

www.google.co.uk

www.yahoo.co.uk

www.live.com

Search engines designed specifically for young children include:

www.askkids.com

www.kids.yahoo.com

Try searching for the same thing and see what different results come back from each provider. Set the 'safe search' preferences to suit your child's age and level of maturity.

3. Know what to ask

Choosing the right search term makes a big difference. So instead of just **Egypt**, type in **Egypt pyramids**.

You don't need full sentences – just words. In fact, the more, the better!

4. Narrow your search

Try using quotation marks to find exactly what you want, e.g. **“geography revision sites”**. You can also use a minus sign to exclude areas. For example, if you want to know about battleships for a history project but don't want to know about the game battleships: search for **battleships -games** (notice no space between minus and games!)

5. Choose your country

Most search engines will let you search for 'UK results only'. Click on this option if you want to cut out information from sites in other countries.

6. Keep a track of good sites

When you're on a site you like, you can 'bookmark' or save it as a 'favourite' so you can find it quickly again.

Simply click on 'favourites' or 'bookmarks' on the menu and follow the on-screen instructions.



Here's how to evaluate information online

The internet is an instant source of valuable information on subjects children study, or take an interest in. It is impossible, however, to ensure everything on the internet is good quality.

Some sites contain information that is misleading, biased, badly written or just wrong. As a parent or carer, you can play an important role in helping your children develop skills to discriminate between trustworthy and untrustworthy sites. Start with the questions overleaf...

1. Who owns the website?

Good websites will have a section called 'about us' or something similar, explaining who owns the site and what their intentions are.

Choose a site and help your child look for the owner. Discuss whether you think they will be a reliable source of information or if they might be trying to sway the reader's opinions.

Look for clues in the web address:

.com and **.co** usually means commercial

.gov indicates a government site

.ac and **.edu** is a college or university site

.org is used by non-profit organisations.

2. Is the information correct?

How do you know? You can never be absolutely certain that what you are reading on the internet is accurate or truthful. It's up to you to decide – here's how...

3. Have you compared it?

Use more than one source of information. Compare what they say. If they contradict each other at least one of them must be wrong. Compare some more.

4. Facts or opinions?


If someone makes a claim, are they offering any facts or sources to back it up?

5. Who do you trust?

Having studied the different sites, who do you trust most?

Still not sure? It might be best to stick with organisations you already know and trust from experience. Just look them up online to see what information they have on your subject.





Here's how... to expand your child's interests

Encouraging your children to follow up their favourite hobbies and interests with online activities has several benefits.

- They can:
- deepen their understanding and enjoyment of their favourite things
 - improve their reading, writing, communication and social skills
 - sharpen their ability to find, understand and evaluate information
 - find and communicate with others who share their interests, all in one go!

Research interests

Scouts or brownies?

- Check out the official website of whatever you're into.

Football fan?

- Find football-themed educational games on **TheFA.com**

Favourite TV channel or programme?

- Kids TV websites have lots of educational games too.

Follow (or join in) a big event

Many national and international events – from sporting events to movie releases to charity fundraisers – are covered extensively online.

- Choose a current hot topic.
- Compare different sites.
- See who's saying what.
- See how you can join in online, but be careful about giving away private information.

Read all about it

Who's your favourite author?

- Look them up online.

Many children's authors have official websites with background information on their lives, their books and what they're planning next.

Discover all sorts of things you never knew!

Never be bored again!

The ParentsCentre website has lots of ideas about fun sites to visit and things to do in the holidays.

Log on to **www.parentscentre.gov.uk** and explore the 'Just for Fun' section

Local authority websites and online editions of local newspapers also have 'what's on' listings. Check out yours.

King Edward the Confessor 1042-1066 • King Harold Godwinson 1066

William I the Conqueror 1066-1087 • King William II Rufus 1087-1100 • King Henry I 1100-1135





Guten Tag Buenos dias Buongiorno

Here's how to visit a museum without leaving home

You know the excitement and educational value of visiting museums and how they can inspire young minds. But it isn't always possible to go and visit them in person. Thanks to the internet, you and your children can now enjoy the latest activities from the UK's leading museums without leaving home. Let us show you how with www.show.me.uk

Learn together

Take a look at the parents' section of **www.show.me.uk** and find stacks of inspiration on a huge range of topics – from pre-history to the present day.

Complete some activities with your children and discover the pleasure of learning together.

School's out

Whether your child's into ancient Egypt or futuristic worlds, **www.show.me.uk** has a wealth of learning games linked to children's favourite topics.

The site also encourages children to send in their comments and artwork for the Show and Tell gallery.

Visit together

If you find time to go and visit an attraction with your children, **www.show.me.uk** has lists and links to museums and galleries nationwide.

Use your search skills to find a particular museum or gallery.

Plan a trip with your child using websites for online timetables, maps and route finders.



Here's how to make the most of online communities

Online communities offer children varied opportunities for developing knowledge and interests as well as important social and communication skills.

As with most things in life, however, children need to behave appropriately, be aware of potential issues and know how to deal with them. This card gives you a quick overview...

Chat

A 'chat room' is a virtual meeting place where people can meet, discuss and share common interests – from study groups to music and more.

- Moderated chat is where a trained web person keeps an eye on what's being said.
- Children chatting without a moderator present should take extra care in who they talk to and what they talk about.

IM (instant messaging)

IM is similar to chat, but it is private, not moderated. On certain services, groups of friends ('buddies') can join in IM discussions.

- It's a quick and effective method of communicating.
- Children using IM for 1:1 chats need to be aware of the dangers of chatting with people they've only ever met online.

Messages boards, blogs and wikis

These are similar to email, but instead of sending a message to an individual, it's posted on the internet so anyone can read it.

- Great for researching and following debates on topics.
- The best sites are moderated.
- Children need to show respect in their postings.

Social learning networks

Social networking sites like Facebook and MySpace help you find and make friends and communicate in creative ways with all sorts of people.

- **www.SuperClubsPlus.com** is a subscription-based social learning network suitable for primary children.
- **www.GoldStarCafe.net** is a protected online learning community for 11–14-year-olds.
- Although many sites have an age limit of 13+, many younger children lie about their age.

Virtual worlds

There are a number of virtual worlds for children, where they can create 3D characters (“avatars”) and interact with others.

- Virtual worlds can aid social, communication and negotiation skills.
- **www.clubpenguin.com** and **www.bbc.co.uk/cbbc/adventurerock** are appropriate for children aged 6–14.

Cyberbullying

Bullying can occur on online spaces and by mobile phone.

- **www.thinkuknow.co.uk** has advice for parents and children on what to do about cyberbullying.
- Children need to know not to join in with anything that sets out deliberately to upset someone.

