

Technology at school, across all subjects, interactive whiteboards, learning at home,

Using technology safely, checking child's progress & wellbeing



# Here's how... to talk about technology with your child's school

Next Generation Learning at school  
gets better results... pass it on!

# Here's why...

---

When technology is used well in education, it can open up enormous opportunities for your child.

Studies show that children who use technology to support their learning:

do better in national tests


are more motivated and engaged with their studies.

## Technology and you

The evidence is also clear that children perform better and achieve more when parents and carers are actively engaged in their learning.

As the use of technology for teaching and learning increases in schools, it is important for parents and carers to understand:

- how technology is being used in school
  - how best to support your child's learning with technology at home.
- 



## Here's how...


---

**“1 in 4 schools uses technology effectively.”**

Does yours?

Use this leaflet to help you feel more confident talking to your child's school about their use of technology.

Use the cards in this pack for ideas on supporting your child's learning at home.



# What suits you?

Everyone is busy and has different ways of doing things, including school staff. Decide what suits you and your child's school best and follow the top tips.

## Fact finding face to face

### ▶ **Parents' evenings**

Talk about your child's use of technology at school.

### ▶ **Arrange a meeting**

Ask at the school office about seeing the head, the ICT co-ordinator, your child's class or a subject teacher.

### ▶ **Open days**

Look around and talk to as many people as you can.

## Quick conversations

### ▶ **Brief chat**

A member of staff may be free for a chat after school.

### ▶ **Telephone call**

Leave a message with the school office for a member of staff to give you a call.

### ▶ **Email**

You may be able to email your child's teacher or tutor with your questions.

## Read and learn

### ▶ **School website or newsletter**

What does it say about how ICT and technology is used?

### ▶ **Home-school agreement**

This should tell you what the school is trying to achieve and your role in supporting this.

### ▶ **Ofsted reports**

What does the most recent one say about ICT?

## Parent to parent

### ▶ **PTA or Friends Association**

Get to know and talk to other parents and members of staff.

### ▶ **Parent Councils**

Meet other parents, submit and discuss ideas.


### ▶ **Socialising**

Talk to other parents at a social event or while waiting at the school gate.



[nextgenerationlearning.org.uk](http://nextgenerationlearning.org.uk)

Find out more about the Next Generation Learning Charter (see the leaflet in this pack) and ask if your school is signed up.



## Here's what to ask

Schools are expected to seek the views of parents as part of their self-evaluation process and you don't need to be a technical wizard to approach the subject. These questions will help you start a conversation about the way your child's school uses technology for learning.

Use the guidance and benefits listed to gauge how well your child's school is making the most of the opportunities that technology offers.

How does my child use technology at school?

Using technology well helps children to learn at their own pace and style, feel more motivated and be more creative and independent in their learning.

Does my child use technology across all subjects?

The national curriculum requires schools to use ICT across all subjects. In schools that make best use of technology, results in Key Stage 2 maths, science and English improve at twice the rate of the national average; schools using technology across the curriculum gain higher GCSE results and pupils are more likely to stay in education post-16.

How are interactive whiteboards used in the school?

Interactive whiteboards allow for images, text, animation and objects to be manipulated, reordered, saved and shared. They are used most effectively when whole classes interact with the same content at the same time.

What extra opportunities are available outside of class hours?

Computer clubs or extended access out of class hours can have a real impact on interest and confidence in using technology as well as having a positive effect in supporting school work and homework.

Can my child access school work from home?

Schools making the most effective use of technology offer an online 'learning platform' giving pupils secure access to learning materials and letting them store work, submit homework, email and take part in discussions – from anywhere.

How do I know that my child is using the technology safely?

All schools should have an Acceptable Use Policy (AUP) that clearly sets out the responsibilities of the learners and teachers when using technology in school. You can also talk to the school to understand what children learn about staying safe online and how you can support your child in using technology safely in the home.

Can I get information online about my child's progress and well-being?

All schools should be starting to offer secure online reporting to parents. Schools should explain how technologies such as the school website, emails, text messaging and the school's online learning platform are being used to share information with parents and carers about attendance and behaviour issues, as well as information about your child's progress and achievements.

How can I support my child's learning at home?

Some teachers tell you what topics are being studied so you can help your child find online information and resources. They may also have a list of recommended websites or resources to help with school work. Ask what programs are used in school and whether you can buy a home version or open files using a 'viewer' program if you don't already have them.



# Are you a parent governor?

---

As a parent governor you have an excellent opportunity to:

- learn how well your child's school uses technology and
- influence the work of the school and its policies on ICT.

The governing body helps the school to develop and deliver effective strategies that support learning, teaching and management. Technology is an important part of this planning.

Governors do not have to be experts in ICT, just willing to ask the Chair of Governors – or the governor linked with ICT – to place it on the agenda at your next meeting.

Questions to ask:

**1** What do we want to achieve in the school through technology in the next five years?

**2** What, if anything, does our School Improvement and Development Plan (SIDP) say about technology?

**3** Have we signed up for the Next Generation Learning Charter?

# Want more information?

## Parents and carers

For further information about Next Generation Learning, visit:

 [nextgenerationlearning.org.uk](http://nextgenerationlearning.org.uk)

## Schools

Schools can find information about the Next Generation Learning Charter at:

[www.becta.org.uk](http://www.becta.org.uk)/  
[nextgenerationlearningcharter](http://nextgenerationlearningcharter)



Initiated by

**Becta** leading  
next generation  
learning

© Copyright Becta 2009

You may reproduce this material, free of charge, in any format or medium without specific permission, provided you are not reproducing it for financial or material gain. You must reproduce the material accurately and not use it in a misleading context. If you are republishing the material or issuing it to others, you must acknowledge its source, copyright status and date of publication. While great care has been taken to ensure that the information in this publication is accurate at the time of publication, we accept no responsibility for any errors or omissions. Where a specific product is referred to in this publication, no recommendation or endorsement of that product by Becta is intended, nor should it be inferred.

Becta is the government agency for technology and learning.

[www.becta.org.uk](http://www.becta.org.uk)